

# Tower - 25

Typical 1st-7th, 9th-12th, 14th-17th, 19th-22nd,  
24th-27th & 29th-30th Floor Plan



| UNIT NO. | TYPE | CARPET AREA (SQ.M.) | ENCL. BALC. AREA (SQ.M.) | BALCONY AREA (SQ.M.) |
|----------|------|---------------------|--------------------------|----------------------|
| 1        | 2BHK | 73.85               | 3.52                     | 9.29                 |
| 2        | 2BHK | 73.85               | 3.52                     | 9.29                 |
| 3        | 3BHK | 95.11               | 3.69                     | 11.10                |
| 4        | 3BHK | 95.11               | 3.69                     | 11.10                |

FACTOR OF CONVERSION FROM SQ.M. TO SQ.FT. IS 10,764.

\*NOTE: "carpet area" means the net usable floor area of an apartment, excluding the area covered by the external walls, areas under services shafts, exclusive balcony or verandah area and exclusive open terrace area, but includes the area covered by the internal partition walls of the apartment. Internal columns / shear walls embedded as a part of internal partition walls are included in carpet area.

# Tower - 25

Typical 8th, 13th, 18th, 23rd, & 28th Floor Plan



| UNIT NO. | TYPE | CARPET AREA (SQ.M.) | ENCL. BALC. AREA (SQ.M.) | BALCONY AREA (SQ.M.) |
|----------|------|---------------------|--------------------------|----------------------|
| 1        | 2BHK | 73.85               | 3.52                     | 9.29                 |
| 2        | 2BHK | 73.85               | 3.52                     | 9.29                 |
| 3        | 3BHK | 82.66               | 3.69                     | 8.52                 |
| 4        | 3BHK | 82.66               | 3.69                     | 8.52                 |

FACTOR OF CONVERSION FROM SQ.M. TO SQ.FT. IS 10,764.

\*NOTE: "carpet area" means the net usable floor area of an apartment, excluding the area covered by the external walls, areas under services shafts, exclusive balcony or verandah area and exclusive open terrace area, but includes the area covered by the internal partition walls of the apartment. Internal columns / shear walls embedded as a part of internal partition walls are included in carpet area.

# Tower - 24

Typical 1st-7th, 9th-12th, 14th-17th, 19th-22nd,  
24th-27th & 29th-30th Floor Plan



| UNIT NO. | TYPE | CARPET AREA (SQ.M.) | ENCL. BALC. AREA (SQ.M.) | BALCONY AREA (SQ.M.) |
|----------|------|---------------------|--------------------------|----------------------|
| 1        | 2BHK | 73.85               | 3.52                     | 9.29                 |
| 2        | 2BHK | 73.85               | 3.52                     | 9.29                 |
| 3        | 3BHK | 95.11               | 3.69                     | 11.10                |
| 4        | 3BHK | 95.11               | 3.69                     | 11.10                |

FACTOR OF CONVERSION FROM SQ.M. TO SQ.FT. IS 10,764.

\*NOTE: "carpet area" means the net usable floor area of an apartment, excluding the area covered by the external walls, areas under services shafts, exclusive balcony or verandah area and exclusive open terrace area, but includes the area covered by the internal partition walls of the apartment. Internal columns / shear walls embedded as a part of internal partition walls are included in carpet area.

# Tower - 24

Typical 8th, 13th, 18th, 23rd, & 28th Floor Plan



| UNIT NO. | TYPE | CARPET AREA (SQ.M.) | ENCL. BALC. AREA (SQ.M.) | BALCONY AREA (SQ.M.) |
|----------|------|---------------------|--------------------------|----------------------|
| 1        | 2BHK | 73.85               | 3.52                     | 9.29                 |
| 2        | 2BHK | 73.85               | 3.52                     | 9.29                 |
| 3        | 3BHK | 82.66               | 3.69                     | 8.52                 |
| 4        | 3BHK | 82.66               | 3.69                     | 8.52                 |

FACTOR OF CONVERSION FROM SQ.M. TO SQ.FT. IS 10.764.

\*NOTE: "carpet area" means the net usable floor area of an apartment, excluding the area covered by the external walls, areas under services shafts, exclusive balcony or verandah area and exclusive open terrace area, but includes the area covered by the internal partition walls of the apartment. Internal columns / shear walls embedded as a part of internal partition walls are included in carpet area.

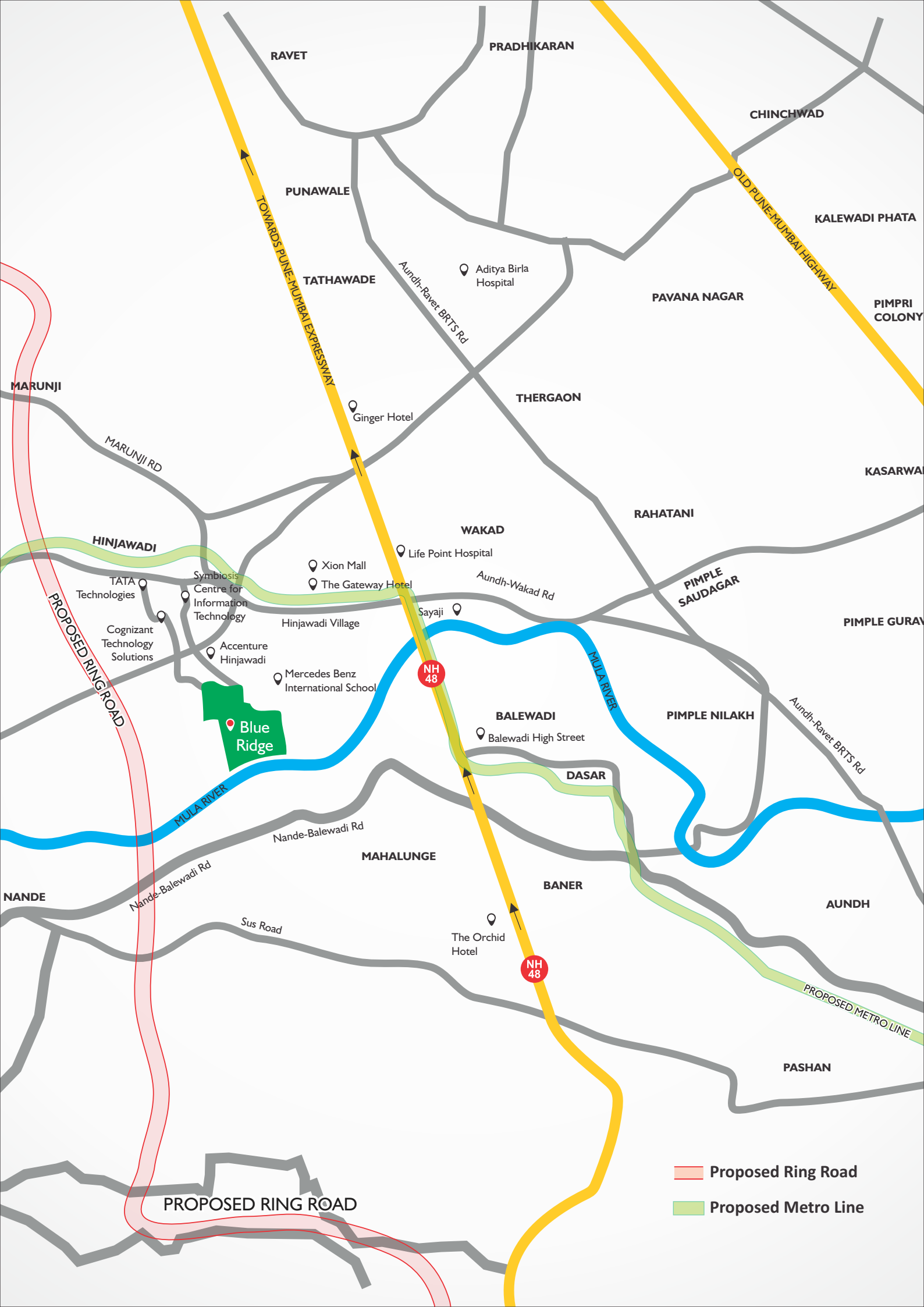
PARANJAPE

# ORION

AT BLUE RIDGE HINJAWADI PHASE I



An artistic impression.

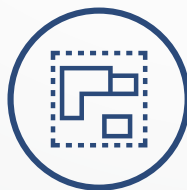




1. The LOFTS
2. PSC Capital
3. Main Entrance
4. SEZ I
5. SEZ 2
6. Cycling Track & Pedestrian Pathway
7. Fire Station
8. Children's Play Area
9. Tennis Court
10. Playground
11. School
12. Multi Purpose Hall
13. Future Development
14. Pet Zoo + Coconut Grove
15. Future Development
16. Swimming Pool
17. Health Club
18. MSEB Sub-Station
19. Viewing Deck
20. Convenience Store
21. Marina Front
22. Tennis Court
23. Kids Pool & Children's Play Area
24. Golf Club
25. Driving Range
26. Golf Course
27. Club House & Gymnasium
28. Convenient Shopping
29. Theme Square
30. Main Circle
31. SEZ Main Entrance
32. High Street Shopping
33. Cricket Pitch
34. Landscaped Garden
35. Sky Lounge
36. Mini Football

Note: This is a schematic master plan. While all amenities will be provided, the location and detailing is subject to change. This is only to be used for foam board design.

## UNPARALLELED READY INFRASTRUCTURE & AMENITIES



**138 ACRES**  
Project Area



**93,213.14 SQ. MTR.**  
Landscaped Open Area



**18 MTR.**  
**WIDE ROADS**  
with Side Walk



**2,53,225 SQ. FT.**  
Amenity Area



**CAPTIVE POWER  
SUBSTATION**



**FIRE STATION**



**BLUE RIDGE  
PUBLIC SCHOOL**



**POLYCLINIC AND  
AMBULANCE**



# TOWER 15 - TYPICAL FLOOR

1st - 5th, 7th - 10th, 12th - 15th, 17th - 20th, 22nd, 24th, 25th, 27th to 30th & 32nd Floor Plan



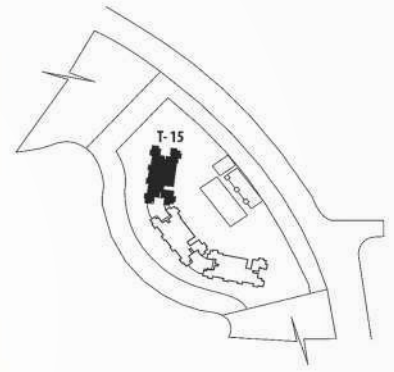
| UNIT NO.   | TYPE | CARPET AREA (SQ.M.) | DRY BALC.AREA (SQ.M.) | BALC.AREA (SQ.M.) |
|------------|------|---------------------|-----------------------|-------------------|
| 1, 6       | 2BHK | 59.56               | 3.70                  | 5.58              |
| 2, 3, 4, 5 | 2BHK | 59.90               | 3.70                  | 5.58              |



\*NOTE: Carpet area means the net usable floor area of an apartment, excluding the area covered by the external walls, areas under services shafts, exclusive balcony or verandah area and exclusive open terrace area, but includes the area covered by the internal partition walls of the apartment. Internal columns / shear walls embedded as a part of internal partition walls are included in carpet area. Furniture representation is used to simply convey the essence of suggested lifestyle.

# TOWER 15 - REFUGE FLOOR

6th, 11th, 16th, 21st, 26th & 31st Floor Plan



KEY PLAN

| UNIT NO.   | TYPE | CARPET AREA (SQ.M.) | DRY BALC.AREA (SQ.M.) | BALC.AREA (SQ.M.) |
|------------|------|---------------------|-----------------------|-------------------|
| 1, 6       | 2BHK | 59.56               | 3.70                  | 5.58              |
| 2, 3, 4, 5 | 2BHK | 59.90               | 3.70                  | 5.58              |



\*NOTE: Carpet area means the net usable floor area of an apartment, excluding the area covered by the external walls, areas under services shafts, exclusive balcony or verandah area and exclusive open terrace area, but includes the area covered by the internal partition walls of the apartment. Internal columns / shear walls embedded as a part of internal partition walls are included in carpet area. Furniture representation is used to simply convey the essence of suggested lifestyle.

# TOWER 16 - TYPICAL FLOOR

1st - 5th, 7th - 10th, 12th - 15th, 17th - 20th, 22nd, 24th, 25th, 27th to 30th & 32nd Floor Plan



| UNIT NO.   | TYPE | CARPET AREA (SQ.M.) | DRY BALC.AREA (SQ.M.) | BALC.AREA (SQ.M.) |
|------------|------|---------------------|-----------------------|-------------------|
| 1, 6       | 2BHK | 59.56               | 3.70                  | 5.58              |
| 2, 3, 4, 5 | 2BHK | 59.90               | 3.70                  | 5.58              |



\*NOTE: Carpet area means the net usable floor area of an apartment, excluding the area covered by the external walls, areas under services shafts, exclusive balcony or verandah area and exclusive open terrace area, but includes the area covered by the internal partition walls of the apartment. Internal columns / shear walls embedded as a part of internal partition walls are included in carpet area. Furniture representation is used to simply convey the essence of suggested lifestyle.

# TOWER 16 - REFUGE FLOOR

6th, 11th, 16th, 21st, 26th & 31st Floor Plan



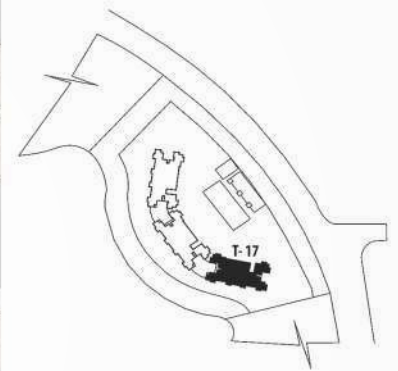
| UNIT NO.   | TYPE | CARPET AREA (SQ.M.) | DRY BALC.AREA (SQ.M.) | BALC.AREA (SQ.M.) |
|------------|------|---------------------|-----------------------|-------------------|
| 1, 6       | 2BHK | 59.56               | 3.70                  | 5.58              |
| 2, 3, 4, 5 | 2BHK | 59.90               | 3.70                  | 5.58              |



\*NOTE: Carpet area means the net usable floor area of an apartment, excluding the area covered by the external walls, areas under services shafts, exclusive balcony or verandah area and exclusive open terrace area, but includes the area covered by the internal partition walls of the apartment. Internal columns / shear walls embedded as a part of internal partition walls are included in carpet area. Furniture representation is used to simply convey the essence of suggested lifestyle.

# TOWER 17 - TYPICAL FLOOR

1st - 5th, 7th - 10th, 12th - 15th, 17th - 20th, 22nd, 24th, 25th, 27th to 30th & 32nd Floor Plan



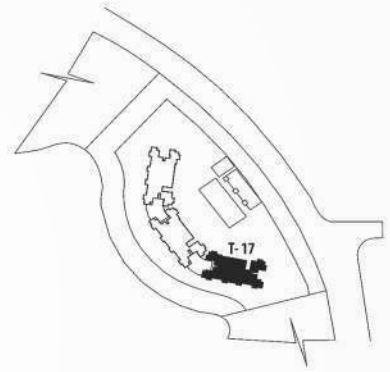
| UNIT NO.   | TYPE | CARPET AREA (SQ.M.) | DRY BALC.AREA (SQ.M.) | BALC.AREA (SQ.M.) |
|------------|------|---------------------|-----------------------|-------------------|
| 1, 6       | 2BHK | 59.56               | 3.70                  | 5.58              |
| 2, 3, 4, 5 | 2BHK | 59.90               | 3.70                  | 5.58              |



\*NOTE: Carpet area means the net usable floor area of an apartment, excluding the area covered by the external walls, areas under services shafts, exclusive balcony or verandah area and exclusive open terrace area, but includes the area covered by the internal partition walls of the apartment. Internal columns / shear walls embedded as a part of internal partition walls are included in carpet area. Furniture representation is used to simply convey the essence of suggested lifestyle.

# TOWER 17 - REFUGE FLOOR

6th, 11th, 16th, 21st, 26th & 31st Floor Plan



KEY PLAN

| UNIT NO.   | TYPE | CARPET AREA (SQ.M.) | DRY BALC.AREA (SQ.M.) | BALC.AREA (SQ.M.) |
|------------|------|---------------------|-----------------------|-------------------|
| 1, 6       | 2BHK | 59.56               | 3.70                  | 5.58              |
| 2, 3, 4, 5 | 2BHK | 59.90               | 3.70                  | 5.58              |



\*NOTE: Carpet area means the net usable floor area of an apartment, excluding the area covered by the external walls, areas under services shafts, exclusive balcony or verandah area and exclusive open terrace area, but includes the area covered by the internal partition walls of the apartment. Internal columns / shear walls embedded as a part of internal partition walls are included in carpet area. Furniture representation is used to simply convey the essence of suggested lifestyle.

# TOWER 15 - ALTERNATE FURNITURE LAYOUT - 01



**TYPE - A**

\*NOTE: Furniture representation is used to simply convey the essence of suggested lifestyle.

# TOWER 15 - ALTERNATE FURNITURE LAYOUT - 01



**TYPE - B**

\*NOTE: Furniture representation is used to simply convey the essence of suggested lifestyle.



# TOWER 15 - ALTERNATE FURNITURE LAYOUT - 02



**TYPE - A**

\*NOTE: Furniture representation is used to simply convey the essence of suggested lifestyle.

# TOWER 15 - ALTERNATE FURNITURE LAYOUT - 02



**TYPE - B**

\*NOTE: Furniture representation is used to simply convey the essence of suggested lifestyle.

# SPECIFICATIONS



## FLOORING AND DADO WORK

- Vitrified tiles for living, dining, kitchen and bed rooms
- Ceramic tiles in toilets
- Dado tiles in toilets up to lintel level
- Dado tiles 2 feet height above cooking platform



## DOORS

- Main door will be flush door with laminate on both sides and digital door locking
- All internal door shutters will be flush door with laminate on both sides
- Toilet Doors - flush door with granite frame
- Anodized aluminum sliding shutters with glass for balcony doors



## ELECTRICAL AND PLUMBING

- Concealed wiring with modular switches
- Concealed plumbing with C.P plumbing fixtures
- Electrical and plumbing provisions for water heater and electrical provision for exhaust fan in all toilets
- Electrical & plumbing provisions for water purification and electrical provision for exhaust fan in kitchen
- TV and telephone points in living room and all bedrooms
- AC electrical point in living room and all bedrooms
- Generator backup to lift, water pump and common lights



## PAINTING AND FINISHES

- Gypsum punning and plastic emulsion paint for all internal walls (except balcony / toilet / utility area)



## WINDOWS

- Anodized aluminum sliding window



## KITCHEN

- Granite kitchen platform with stainless steel sink
- Piped gas system

## INSPIRED BY YOU

Over three decades' track record of customer care and trust has seen Paranjape Schemes Construction Limited evolve into a multi-dimensional, multi-locational real estate company that stays in tune with the changing customers' needs and aspirations.

Over 190 completed projects are home to more than 40000 happy residents that form 'The Happiness Network', a happy, vibrant community where neighbors become friends and friends become family!

28 ongoing projects across 8 cities encompass a wide range of offerings including 1 to 5 bedroom apartments, bungalows, row houses, penthouses, shops, offices, malls, multiplex, hotel, schools, senior citizen homes... products that touch every aspect of human life.

Every single activity at Paranjape Schemes is guided by our core values that form an integral part of our DNA -

- **Transparent** • **Dependable** • **Rooted** • **Progressive**
- **Excellence** • **Caring** • **Inclusive**

PARANJAPE



CALL: 9021 378 678

www.pscil.in   

A PROJECT BY: PARANJAPE SCHEMES

**Site Office:** Blue Ridge, Rajiv Gandhi Infotech Park Phase I,  
Hinjawadi, Pune - 411 057. India.

**Corporate Office:** 'PSC House', Dr. Ketkar Road, Off Prabhat Road,  
Erandawane, Pune - 4, India.

MAHARASHTRA | KARNATAKA | GUJARAT | USA



Maharera.mahaonline.gov.in  
Maharera No. P52100021945

**DISCLAIMER:** "This perspective image may not be to the scale or may not represent actual facade / elevation. The details of windows, paints, elevation features, landscaping, ground development, trees etc. in this perspective is an artist's impression and would be different to actual construction of building and development. The viewers affirm that he / she has not taken his / her decision of purchase/booking by viewing this perspective. The company is not responsible for the action of the viewer's booking / purchasing a unit relying on this perspective." Pictorial representation is used to simply convey the essence of suggested lifestyle. Project Orion 15-16-17 has been mortgaged in favor of the trustee - Piramal Trusteeship Services Pvt. Ltd. (beneficiary - Piramal Capital and Housing Finance Ltd.)